

# EMI/EMC FILTER

## IP/IQ SERIES



### FEATURES

- A fuse holder and a double pole power ON/OFF switch.
- Suitable for the products that must conform to FCC, FTZ.
- Good shield effect by using metal case.
- Meet over voltage category II of IEC 60664 and comply with IEC 60950.
- Uses IEC connector that meets the safety standards all certifying organization.
- Snap in type for quick mounting.

### APPLICATIONS

- Digital equipments.
- Measuring and testing instruments.
- Communication equipments.

## SPECIFICATIONS

Model	Rated Voltage (AC,DC)	Rated Current	Leakage Current (250V AC)	Temperature Rise	Operating Temperature
IP/IQ-02**H*	250V	2A	-	40°C max.	-25°C to + 85°C Including temperature rise
IP/IQ-04**H*	250V	4A	-	45°C max.	
IP/IQ-06**H*	250V	6A	-	45°C max.	
IP/IQ-***0-H*	-	*	0.01mA max.	-	
IP/IQ-***C-H*	-	*	0.075mA max.	-	
IP/IQ-***D-H*	-	*	0.10mA max.	-	
IP/IQ-***2-H*	-	*	0.35mA max.	-	
IP/IQ-***3-H*	-	*	0.50mA max.	-	

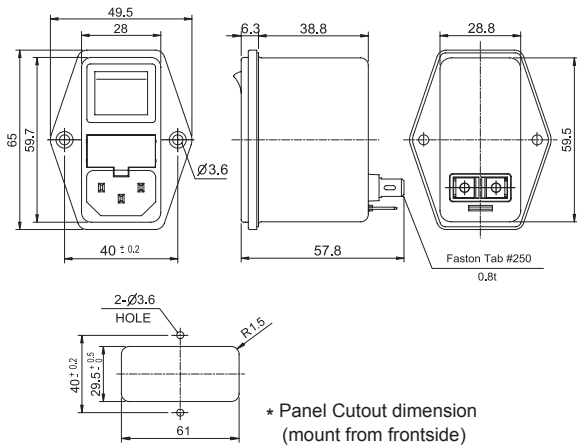
Note : Test Voltage : 1500V AC one minute line to earth.  
 Insulation Resistance : 300 Mohm min, at 500V DC.  
 Voltage Drop : 1V max. at rated current.  
 Weight : 130g  
 Inlet : Compatible with IEC-60320

### Model Number Construction

I	P	02	4	2	H	0
Input Connector I : IEC Connector	Special Design P : Screw Mounting/ With Double Pole Switch and Fuse Holder Q : Snap-in With Lock spring/With Double Pole Switch and Fuse Holder	Current Rating : ACrms 02 : 2amp 04 : 4amp 06 : 6amp	Line-Line Cap.Value (Input side) 1 : 0.1 $\mu$ F 2 : 0.22 $\mu$ F 4 : 0.47 $\mu$ F	Line-Gnd Cap.Value 2 : 2200 pF 3 : 3300 pF C : 330 pF D : 470 pF 0 : None	Output Terminal style H : Faston Tab #250	Line-Line Cap.Value (Output side) 0 : None 2 : 0.22 $\mu$ F

# Shapes and Dimensions

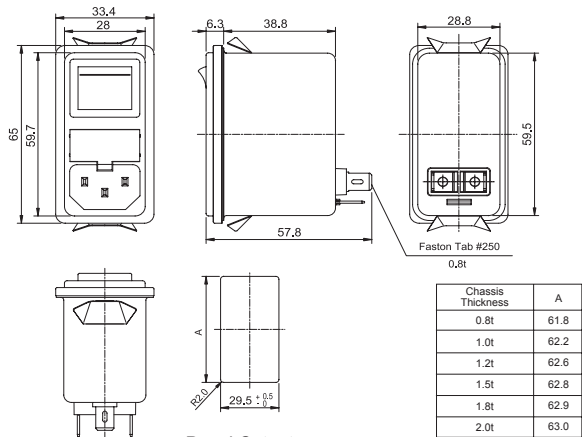
## \* IP Series



\* Panel Cutout dimension  
(mount from frontside)

- \* General tolerance :  $\pm 0.5$
- \* Unit : mm
- \* Metal Case

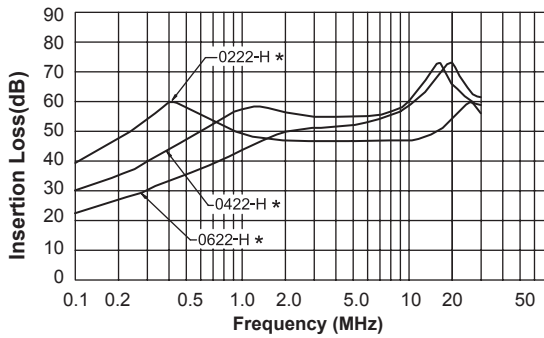
## \* IQ Series



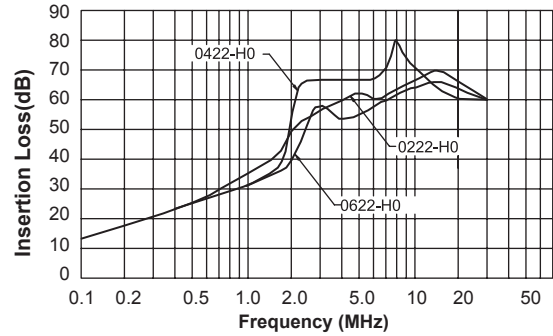
\* Panel Cutout  
dimensions mounts  
from backside

# Attenuation Characteristics

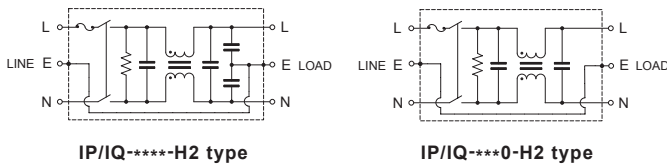
## ● Common Mode (IP/IQ-02/04/06\*2-H\*)



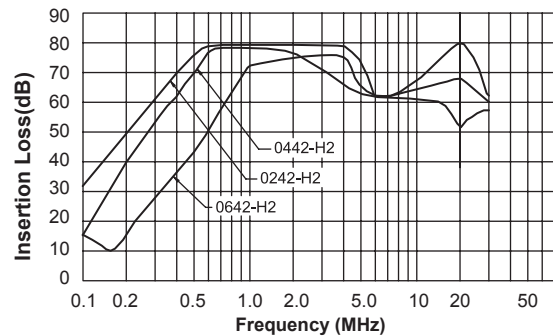
## ● Differential Mode (IP/IQ-\*\*\*22-H0)



## ● Circuit Diagram



## ● Differential Mode (IP/IQ-\*\*\*42-H2)



## ● Measurement configuration

